



© 2007 Mazda Motor of America, Inc.

Subject: FRONT CRANKSHAFT BOLT SERVICE WARNING	Bulletin No: 01-040/07
	Last Issued: 09/07/2007

BULLETIN NOTE

This bulletin supersedes the previous bulletin 01-022/06 issued 6/16/2006. The APPLICABLE MODEL(S) / VINS and DESCRIPTION have been updated.

APPLICABLE MODEL(S) / VINS

- 2006-2008 Mazda MX-5
- 2004-2008 Mazda3 2.0L & 2.3L
- 2007-2008 Mazdaspeed3
- 2006-2008 Mazda5
- 2003-2008 Mazda6 2.3L
- 2006-2007 Mazdaspeed6
- 2007-2008 Mazda CX-7
- 2001-2004 Tribute 2.0L
- 2005-2006 Tribute 2.3L
- 2008 Tribute & Hybrid 2.3L
- 2001-2008 B-Series 2.3L

DESCRIPTION

When removing or replacing the crankshaft pulley, always be sure to follow the Workshop Manual procedures. The crankshaft pulley is not keyed to the crankshaft and when loosened, it may move out of position on the crankshaft. The engine MUST be re-timed whenever the crankshaft pulley bolt is loosened, removed, or replaced.

CAUTION: Engine damage will occur if the engine is not re-timed properly. Refer to the applicable Workshop Manual (Section 01-10 - MECHANICAL).

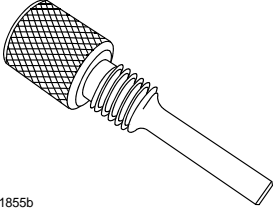
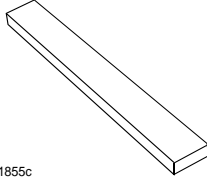
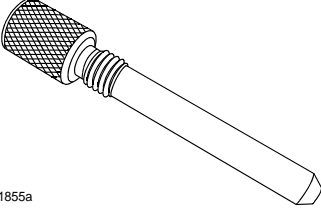
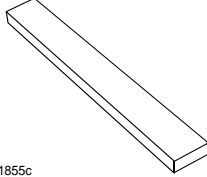
CONSUMER NOTICE: The information and instructions in this bulletin are intended for use by skilled technicians. Mazda technicians utilize the proper tools/equipment and take training to correctly and safely maintain Mazda vehicles. These instructions should not be performed by "do-it-yourselfers." Customers should not assume this bulletin applies to their vehicle or that their vehicle will develop the described concern. To determine if the information applies, customers should contact their nearest authorized Mazda dealership. Mazda North American Operations reserves the right to alter the specifications and contents of this bulletin without obligation or advance notice. All rights reserved. No part of this bulletin may be reproduced in any form or by any means, electronic or mechanical---including photocopying and recording and the use of any kind of information storage and retrieval system ---without permission in writing.

Bulletin No: 01-040/07

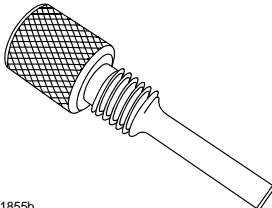
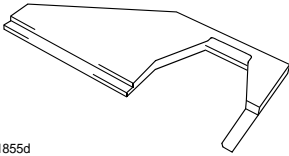
© 2007 Mazda Motor of America, Inc.

Last Issued: 09/07/2007

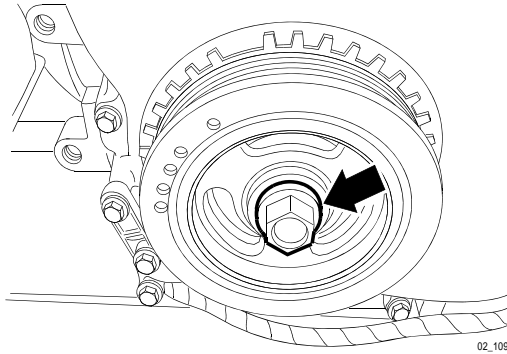
For normally aspirated engines, follow the Workshop Manual engine timing procedures and use the following Special Service Tools.

Model	Crankshaft Alignment Peg	Camshaft Alignment Timing Tool	Bolt
06-08 MX-5 04-08 Mazda3 2.0L/2.3L 06-08 Mazda5 03-08 Mazda6 2.3L 01-08 B-Series 2.3L 08 Tribute & Hybrid 2.3L 05-06 Tribute 2.3L	303-507 (small peg)  1855b	303-465  1855c	M6 x 1.0 x 25-35mm (0.99-1.37 in.)
01-04 Tribute 2.0L	303-574 (large peg)  1855a	303-465  1855c	M6 x 1.0 x 25-35mm (0.99-1.37 in.)

For direct injection spark ignition engines, follow the Workshop Manual engine timing procedures and use the following Special Service Tools.

Model	Crankshaft Alignment Peg	Camshaft Alignment Timing Tool	Bolt
07-08 Mazdaspeed3 06-07 Mazdaspeed6 07-08 CX-7	303-507 (small peg)  1855b	303-1061  1855d	M6 x 1.0 x 25-35mm (0.99-1.37 in.)

NOTE: The crankshaft pulley bolt cannot be re-used, it must be replaced.



For additional information, refer to "Engine Timing Verification and Correction LF 2.0L and L3/L3T 2.3L" under MS3, Training, Mazda Job Aids.

PART(S) INFORMATION

Part Number	Description	Qty.
LF01-11-406	Bolt (Crankshaft Pulley)	1

WARRANTY INFORMATION

NOTE: Damage to an engine caused by not following proper Workshop Manual procedures may result in denial of warranty claims or back charges.